

**Daniel Burkhalter**

**Switzerland**

**Engineer in Electronics (&Software) ETH**

**XOJO User since 5 years**

# TESSA


a **TESt** Systems **A**pplication based on XOJO

# Production Testing

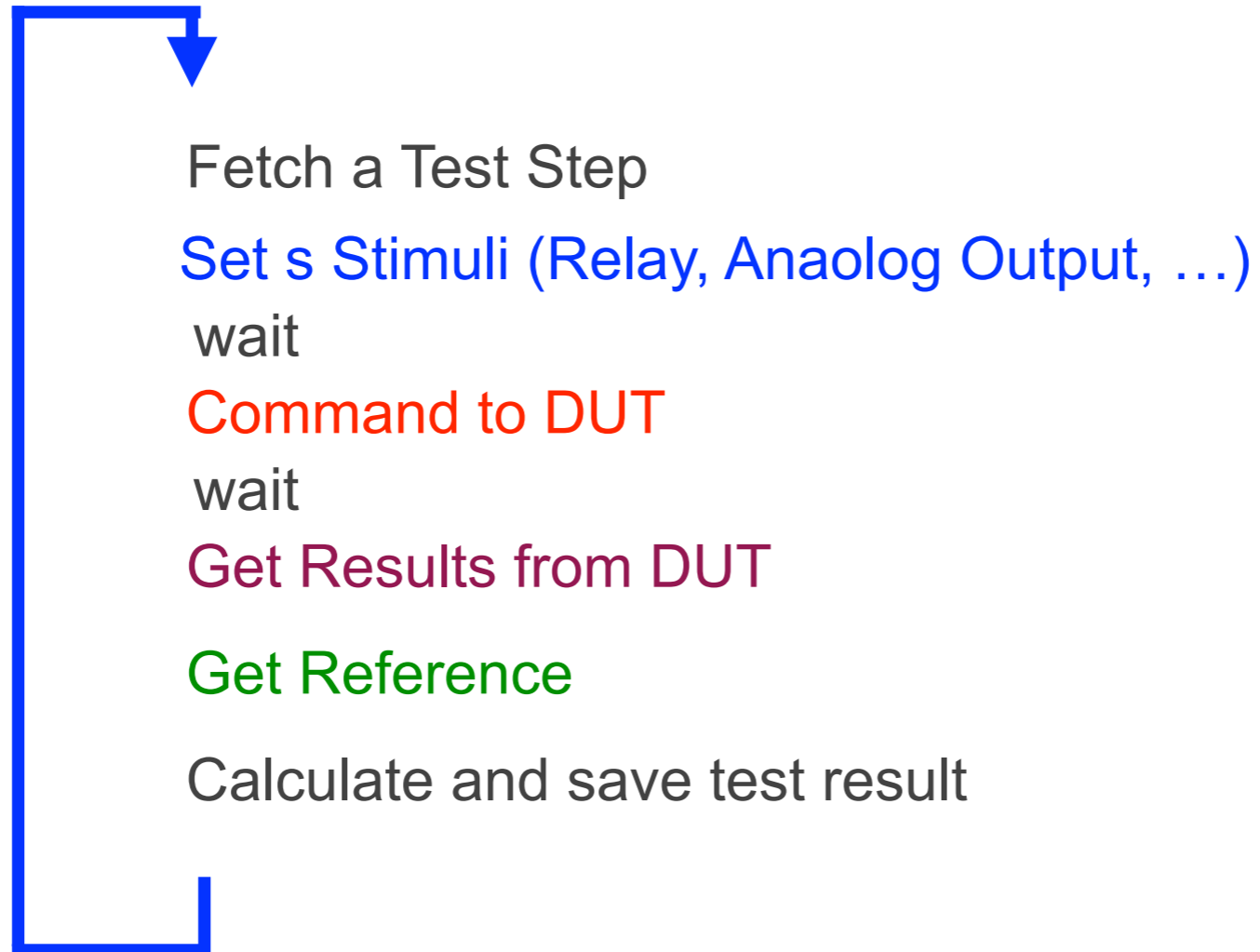





# Development Testing



# the beginning

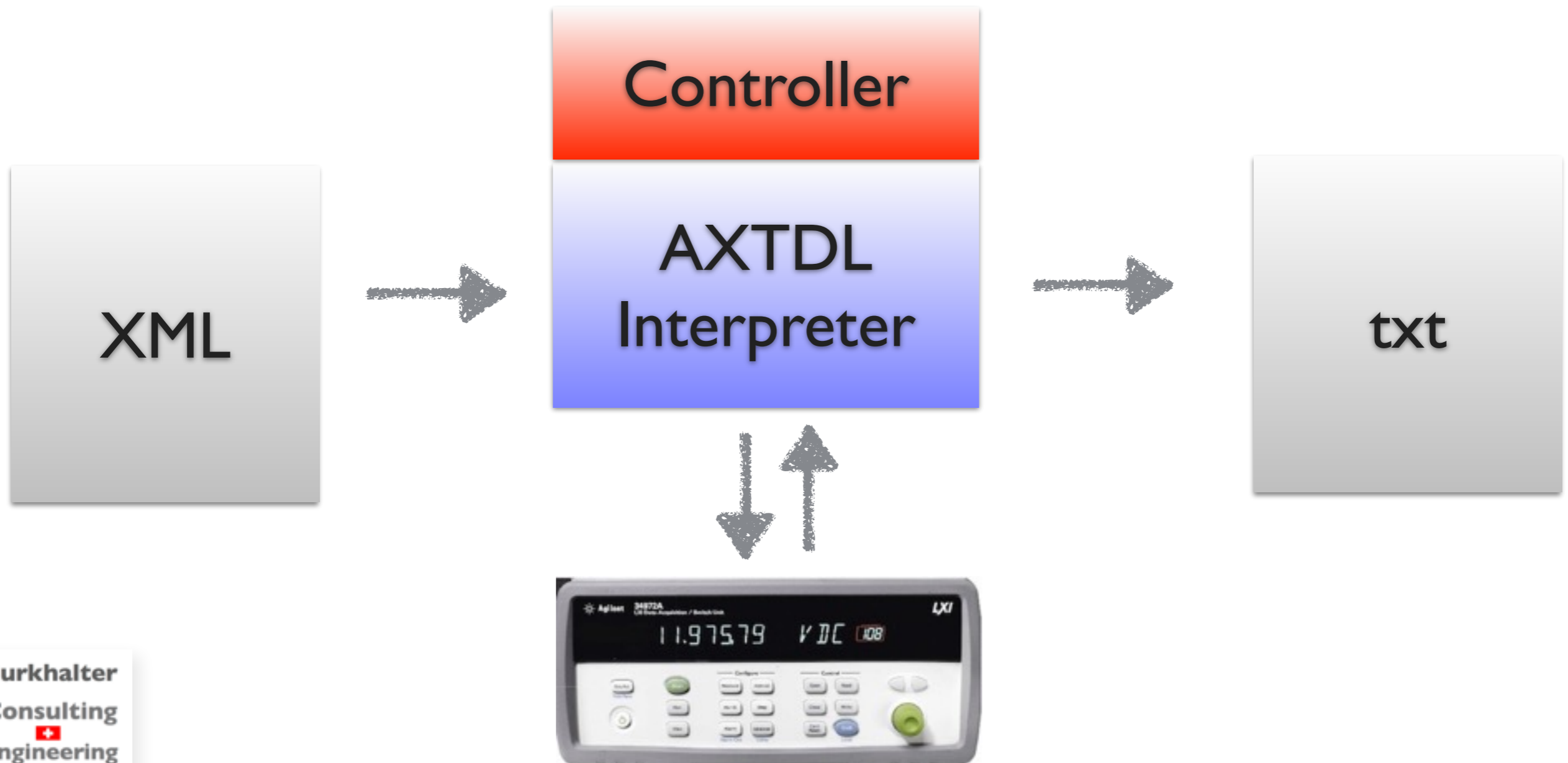


# the beginning

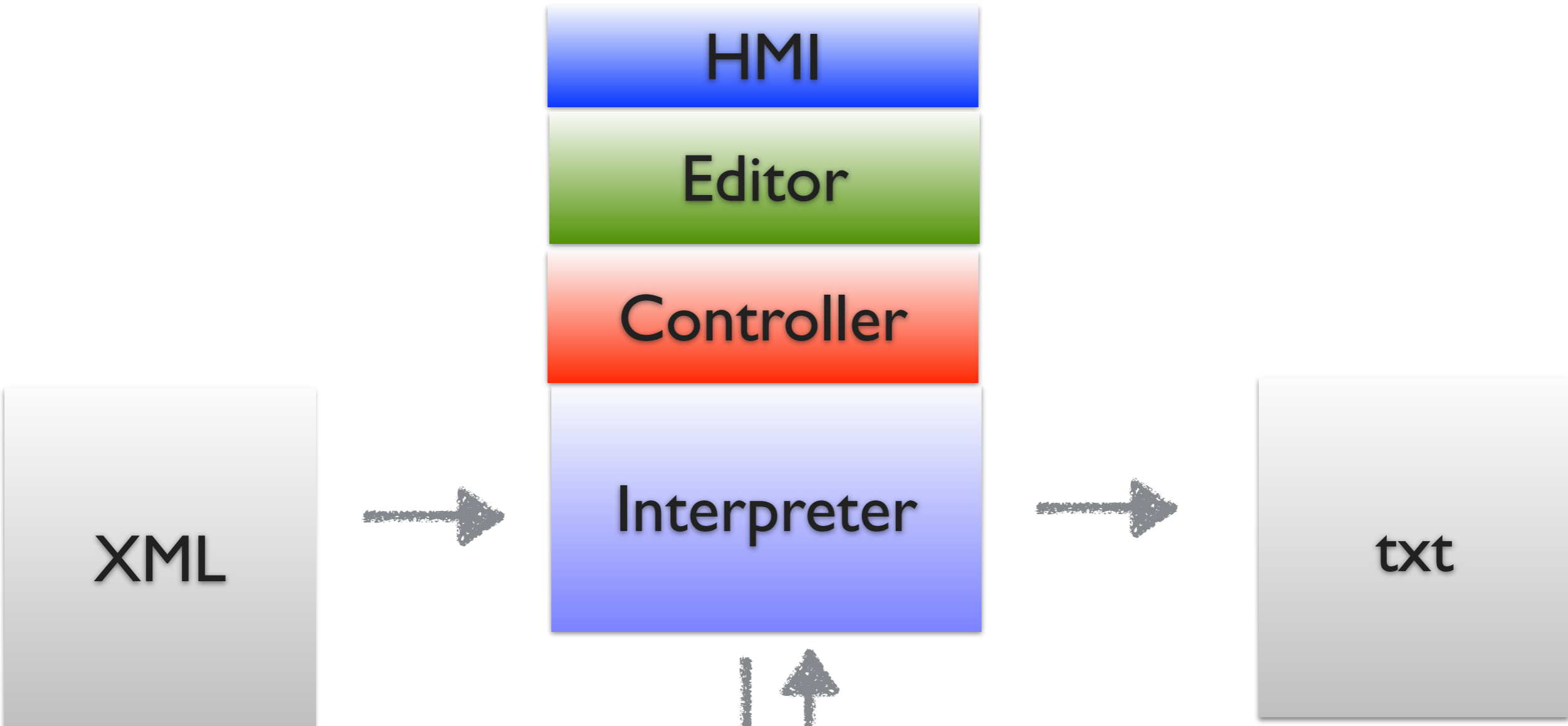


```
<Testprogramm name="Test Nr.1">  
  <Teststep name="Erster Schritt">  
    <MAFTS name="set MAFTS device to Voltage on CH1" Func="Volt" Value="3"  
      chan="1" Wire23="2" LongWire="off" Shunt="off"/>  
    <Agilent name="measure reference 1" measmode="DC"/>  
    <CP name="Get voltage measurement on channel 1" Meas="0" Sens="0"  
      Chan="1"/>  
  </Teststep>  
  <Teststep name="Zweiter Schritt">  
    ....  
  </Teststep>  
</Testprogramm>
```

# the beginning

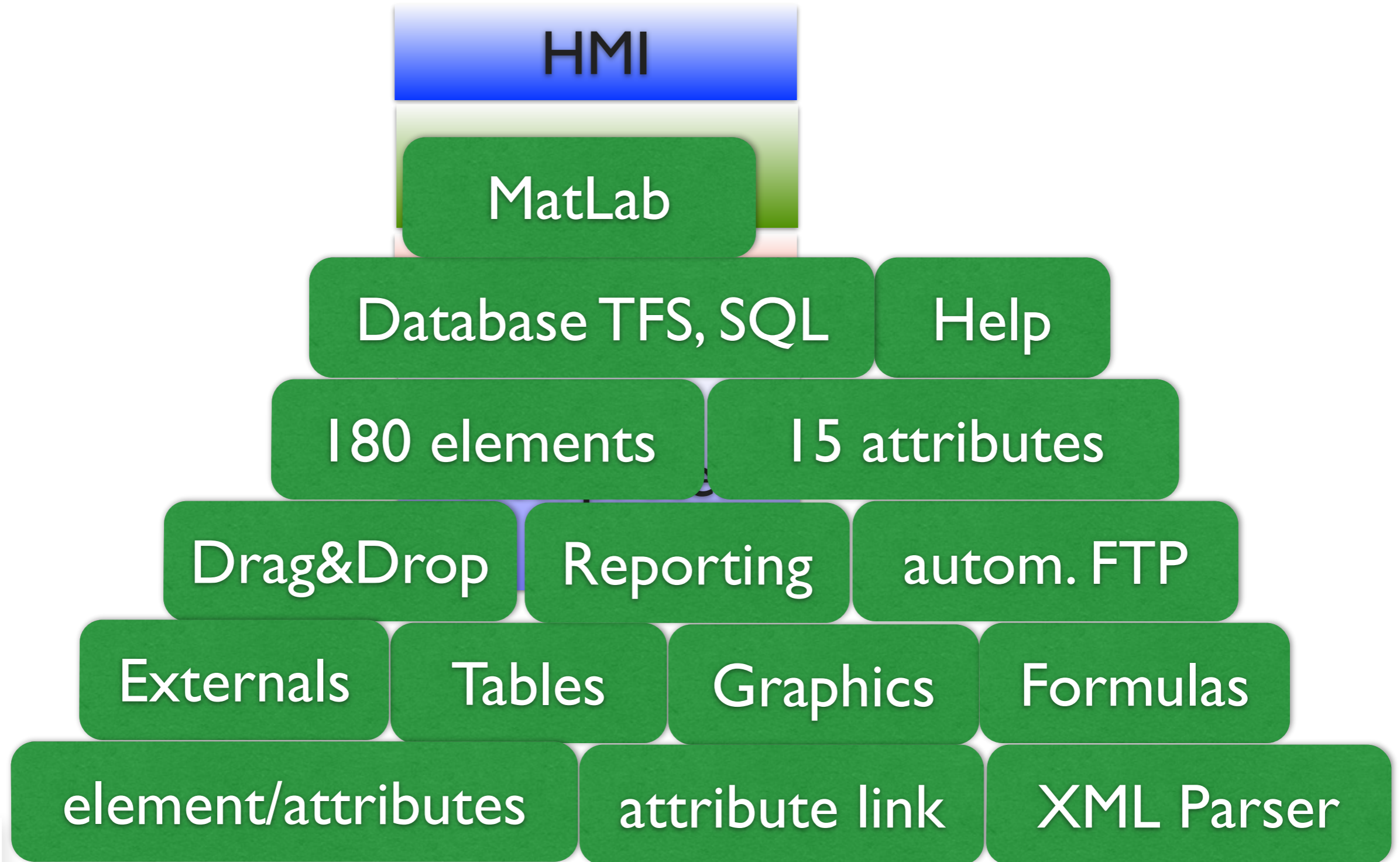


# the beginning





# the beginning



TESSA


LIB HMI Testsequence no file selected

✖ □ ▶ ⏸ **TESSA** 📷

Hierarchy Tables Graphs IED-Terminal EEPROM Source Reports Log Cam Test COM Test

Sequence - TESSA\_Testsequence

Hierarchical Test List	E	L	S
TESSA_Testsequence	3		
Teststep			<input checked="" type="checkbox"/>
Measurement	3		<input checked="" type="checkbox"/>
MathOperation			
HMI_Value		1	
Table		1	
TestStep_1	1		<input checked="" type="checkbox"/>
Histogram		1	



Histogram

Attribute: Values

Name	Value	Array	In<	Out >
Name	Histogram			
DerivedType				
Wait	0			
Description				
LastTime	0			
DoSubSteps	on			
Visible	on			
Coordinates	60 0 10 2...			
Anchors	True True ...			
BackgroundCo...	transparent			
TextColor	&c000000			
TextSize	12			
Title	Histogram			
Num_Steps	10			
Subtitle				
Values		Arra...	2.T...	

Hierarchical Test List	Values
DoSubSteps	on on
Visible	on on
Coordinates	367 0 99 ...
Anchors	True True ...
BackgroundC...	transpare...
TextColor	&c000000...
TextSize	12 12
Title	Title Title
File	
BasicPath	
FileFormat	txt txt
FileAppend	off off
LoadAtStart	off off
SaveAtEnd	off off
SaveEvery	0 0
IsCollection	off off
ActiveCollection	0 0
TableType	dynamic d...
ResetAtTestSt...	none none
Rows	46 46
ActiveRow	45 45
FilterAttribute	
FilterValue	
RecordAttribute	
DateTimeCont...	none none
Date	
Time	0 0
Result	2.561947... <
TestStep_1	
Histogram	

Reset Repeat Ignore

# Graphic vs. Text

- Why not use LabView?
- Huge, expensive, separate world
- Easily gets complicate
- Difficult to printout/document
  
- Parsing

# Advantages using XOJO

- Interpreted & compiled
- on all relevant platforms (let's me work on Mac)
- easy to learn, yet complete
- very good pricing

# Disadvantages using XJO

- unknown, not mainstream
- Integration in different version control systems (SVN, GIT, TFS)